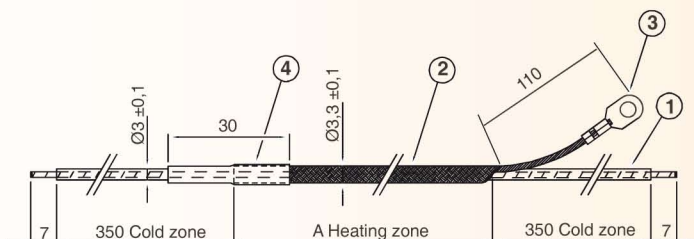


GROUP 4 - Flexible heating elements

4.12 - Silicone heating wire covered with tinned copper mesh

SFFM

Models as per catalogue: NTC-9702



Heating wire with insulating coating in silicone rubber Ø3 mm ext. Its innovative manufacturing system allows replacement of the traditional cables by incorporated terminal of 350 mm (1). The flexible heating element is delivered with the two ends inactive in order to make easier connection to the network.

The heating wire is 100% covered (of its active length) with a tinned copper mesh (2) that acts as earth connection. The mesh is joined to the silicone cable at one of its active ends by a shrink-fit (4) and ends up on the other side through a plaiting of the mesh with a crimped fork terminal (3).



General characteristics

- Approx. Ø for all lengths 3,3 mm.
- Tinned copper mesh for continuous protection and earth connection
- Maximum temperature: 180 °C.
- Standard voltage ~230 V
- Other dimensions, voltages and finishes are available on request

Code	Heating length. Dim A in mm	W/m	Total Watts	Weight in Kg
SFFM3,5	3500	24	84	0,09
SFFM5,5	5500	22,2	123	0,12
SFFM7,5	7500	20,5	154	0,17
SFFM11	11000	22,2	245	0,25

GROUP 4 - Flexible heating elements

4.13 - Flexible annealed copper tubing heating element for pipes

FFC

Models as per catalogue: NTC-9702



General characteristics

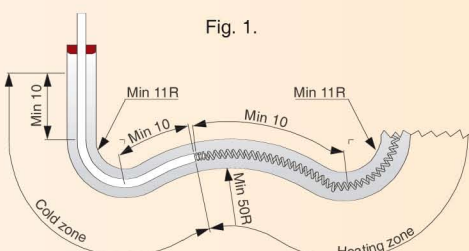
- Tubular element in annealed copper tube of Ø6,4 mm, insulated with electromelted and lamination-compressed magnesium oxide
- Power: 125 W/m.
- Non heating zone: 110 mm.
- Finished with silicone hood and cable on both sides. (Length of cables 300 mm.)
- Standard voltage: ~230 V.

Code	Length in mm	Total Watts	Electricfor's constructive thermic class	Weight in Kg
FFC1	1000	125	T-175-E	0,20
FFC2	2000	250	T-175-E	0,40
FFC3	3000	375	T-175-E	0,60
FFC4	4000	500	T-175-E	0,80

These resistors may be bent to a radius of 11 mm,

IMPORTANT: The two ends of the heating area should be kept at a distance of 10 mm from any bend with a radius under 50 mm as indicated Fig. 1

BEND AT ENDS: A length of at least 20 mm should be left free of bends at both ends.



GROUP 4 - Flexible heating elements

4.14 - Heating elements for compressors

CFF

HEATING ELEMENTS FOR COMPRESSORS, CFF RANGE

Adaptable to any type of compressor, boilers, tanks, etc. whether circular or oval. The range of heating elements for fridge compressor carters prevents the oil from absorbing part of the refrigerant liquid of the compressor. They are adaptable to any type of compressor, boiler or tank, whether cylindrical or oval.

Providing heat is fundamental for complete and rapid absorption. The higher the temperature, the greater and quicker the absorption. In addition, at the moment of starting up, if the temperature is low, the compressor can be severely damaged owing to the lack of lubrication.

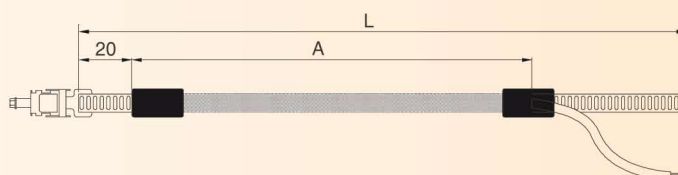
CFF heating elements provide the necessary heat for guaranteeing that the process in the carter is carried out with the greatest efficiency and speed, lengthening the life of the inside components.

General characteristics

- Heating element protected with tin-plated copper woven mesh.
- 2-wire silicone hose cable + Earth of 0.75 mm², 1000mm long.
- Minimum insulation: 100 MΩ (at 2500 V)
- Tolerance with power: ±10%
- Standardised voltage ~230 V

Standard models

Code	Watts	Dimensions in mm				Weight in Kg
		A	L	Ø minimum compressor	Ø maximum compressor	
CFF300	45 W	300	500	Ø100	Ø150	0,14
CFF350	35 W	350	550	Ø120	Ø170	0,15
CFF450	45 W	450	750	Ø150	Ø230	0,17
CFF500	60 W	500	1000	Ø165	Ø310	0,20
CFF550	55 W	550	900	Ø180	Ø280	0,18
CFF750	65 W	750	1050	Ø245	Ø330	0,19



Santiago Escoin Homs